

360°

Application Transformation

.NET Components – User Interface Reporting Business Intelligence

 **SynCFusion**[®]
Deliver innovation with ease[®]

Tell us what you do; we'll tell you what we can do for you.

If you're working on grids, charts, diagrams, and applications with dynamic UIs, we'd like you to look at our *User Interface Edition* _____ p. 6

If you're working with applications that generate reports in the form of PDFs, Excel worksheets, and Word documents, please read what we have to say about our *reporting studio* _____ p. 7

If you're responsible for providing analytical views of business data in easy-to-understand dashboards, we'd like to tell you about our *Business Intelligence Edition* _____ p. 7

Are you interested in high-performance grids, customizable in design, but still have an extensive Excel-like feature set? Please review *Essential Grid* _____ p. 6

Do you need HTML 5-enhanced controls with touch-screen support for mobile? Then you should see *Essential Tools* _____ p. 6

What we mean by 360° transformation

We use the word *transformation* often when we speak of our products. It's because we truly feel our offering is so vast, so dynamic, and so game-changing that it reaches into the heart of an application and brings out all it is meant to be. How many occasions have you thought your app could do more, if only you had the *time*? Now you do.

Our time is your time

Each quarter Syncfusion on average invests more than 50,000 hours in developing components. That's a mass of development power. It's a lot of time you'll save. And you *know* what time is.

The Syncfusion advantage

Because time is money, and lacking either is just a headache.

Your development partner: With Syncfusion, you're not alone in the development cycle. We're there too with unmatched phone and online support. Our Direct-Trac support system is available 24-7, providing you easy access to the current status of an incident. Each license includes a one-year subscription and product updates—and unlike other vendors, we don't charge extra for phone support.

Built with the future in mind: Our products are geared toward long-lifecycle applications and are architected to meet high standards for flexibility and maintainability. We provide comprehensive support for the latest technologies, including .NET 4, Visual Studio 2010, Windows Phone 7, HTML 5, and jQuery to name a few.

Full source code: When cofounder Stefan Hoenig first started providing source code with products, little did he know he was establishing a standard for the entire industry. From the beginning, we've always believed in empowering developers. Our source code is redistributed and shipped in a tightly integrated manner—use our components in debug mode at the flick of a switch.

Straightforward, flexible licensing: Syncfusion components are licensed on a simple per-developer basis with no royalties, run-time, or server-deployment fees. Each licensed developer may install on multiple personal machines.

A viable base for standardization: The wide range of solid products in our suites allows our customers to reduce their dependence on multiple vendors and streamline their toolkits.



In the words of our customers

“Syncfusion helps us achieve our aggressive development timescales and provides excellent support when we need it. Our key business users at a top global bank were actually speechless when they saw the level of functionality that we have created over the past few months with Syncfusion.”

Rohan Bethune,
Hatstand Limited

“Syncfusion has the best software components and customer service on the market—bar none. Their products are very well documented and their engineers are extremely timely and accurate with their responses. In our opinion, Syncfusion’s components offer an incredibly well-designed object model that makes sense to developers, which results in faster time to market. These components are definitely at the top of the league.”

Mark Mathews
Lucid Information Technologies


“Syncfusion controls were the easiest to use and the support was great. Syncfusion controls have greatly reduced the development time by allowing me to concentrate on functionality without worrying about the look and feel of the application.”

Brian Hublein
Cyberlogic

“With any vendor-based API there will always be a learning curve. It is clear that Syncfusion has invested heavily in creating a well-established, pivotal support center of excellence. Without Syncfusion’s solid support infrastructure, we would not have been able to achieve our targets, and more importantly, would not be able to keep our users happy.”


Rohan Bethune
Consultant Developer

What you need to know about our studios



Essential Studio Enterprise Edition


If you need it all, and want to do it all, then Essential Studio Enterprise Edition is all you could want. This comprehensive suite of components and controls is comprised of all the tools and libraries that are part of Essential Studio User Interface Edition, Reporting Edition, and Business Intelligence Edition. It's *the* one package you need to develop across everything—Mobile MVC, ASP.NET, ASP.NET MVC, WPF, Silverlight, Windows Phone, and Windows Forms.



Essential Studio User Interface Edition


The first part of entry to your app is its interface. Essential Studio User Interface Edition includes everything you need to ensure users have a smooth journey. This studio lets you quickly and easily build enterprise-class desktop and Web applications with docking managers, Microsoft Office-style controls, gauges, maps, grids, charts, diagrams, and much more.

You can design Web applications using more than 60 AJAX-enabled controls or frameworks, or easily add advanced jQuery UI features. This suite includes high-performance grid, docking, and menu frameworks, data-binding controls, schedulers, data-bound charts, gauges, diagrams, and so much more we simply haven't the space to mention. .NET platforms included are Mobile MVC, ASP.NET, ASP.NET MVC, WPF, Silverlight, Windows Phone, and Windows Forms.



Essential Studio Reporting Edition

Provide business users with the reports they need, in the formats they prefer. Essential Studio Reporting Edition provides .NET components for reading and writing Excel, Word, and PDF documents, enabling applications to be more than a hundred times faster than Office automation. With this suite, you can create advanced reports or integrate document-based reporting into your applications. This suite is available for ASP.NET, ASP.NET MVC, WPF, Silverlight, and Windows Forms.



Essential Studio Business Intelligence Edition

With Business Intelligence Edition, you can build an analysis interface into your application with gauges, charts, and grids—including pivot grids. It's a suite of controls that allows you to call upon both relational and OLAP data to create impressive executive dashboards. The supported platforms are ASP.NET MVC, WPF, Silverlight, and ASP.NET.

Let's introduce you to our products

Our User Interface Offering

Essential Grid—As one of our most mature products, this high-performance grid control has unsurpassed reliability, and comes with an exhaustive Excel-like feature set. Every detail can be customized right down to the cell level, and its numerous cell types have unmatched extensibility. It's available for Mobile MVC, ASP.NET, ASP.NET MVC, WPF, Silverlight, and Windows Forms.

Essential Tools—This collection of professional-class user interface controls comes with complete support for Office 2007–2010 themes. With its docking windows, customizable menus, localization support, and many editors, you can increase your application's usability and streamline the user experience. This product is available for Mobile MVC, ASP.NET, ASP.NET MVC, WPF, Silverlight, Windows Phone, and Windows Forms.

Essential Chart—As a primary business component, our chart control has been used in many data-oriented applications. It's available for use in Mobile MVC, ASP.NET, ASP.NET MVC, WPF, Silverlight, Windows Phone, and Windows Forms applications.

Essential Diagram—This diagramming framework provides a Visio-like environment with interactive graphics. It supports not only raster graphics, but vector as well, giving your application an incredible amount of zooming capability. You can use it for ASP.NET, ASP.NET MVC, WPF, Silverlight, and Windows Forms.

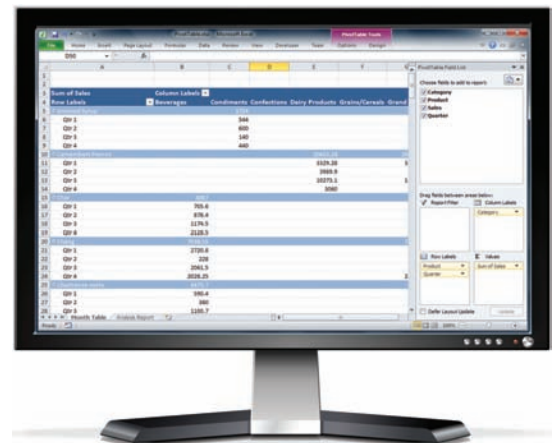
Essential Spreadsheet—Used for viewing and editing .xls and .xlsx files, even on machines that don't have Excel installed, this control can be a huge cost-saver. It has a familiar Office-like ribbon, and provides much of the same functionality you expect from Excel. It's available for WPF and Silverlight.

Essential Gantt—A must for any project management application, this control allows project information to be entered in a grid, and then reflects that information in a traditional Gantt chart, which updates as details of the project change. Project tasks can be dragged and dropped, and data can be imported and exported to other applications. It's available for WPF and Silverlight.

Essential Maps—Create stunning, interactive maps that display geographical data. ESRI and Bing Maps integration are supported, and extensive panning and zooming functionality has been provided. This control is available for WPF, Silverlight, and Windows Phone.

Essential Schedule—This component lets you take your scheduling capability to the next level. It was designed especially for the WPF platform and makes use of all the nuances that platform has to offer, such as template creation and powerful data binding. It's also MVVM compatible. This product is available for ASP.NET, ASP.NET MVC, Silverlight, Windows Forms, and of course WPF.

Essential Gauge—The gauge library allows you to use XAML and C# to draw multiple gauge designs. It comes with sophisticated customization support that provides endless possibilities for modifying the control. Data can be concisely displayed in several points or ranges within a compact area. It can be used for ASP.NET MVC, WPF, ASP.NET, Mobile MVC, Windows Phone, and Silverlight applications.



Our Reporting Offering

Essential PDF Viewer—This native .NET control allows PDF files to be viewed in an application without any reliance on Adobe Acrobat. When needed, you can even export PDF files as .bmp, .jpeg, or .png images. It is available for ASP.NET, ASP.NET MVC, WPF, and Windows Forms.

Essential Report Viewer—Use this viewer component to display reports in RDL format from within your application. Tabular, graphical, and free-form reports can be generated from relational, multidimensional, XML, or object data sources. It can be used for WPF and Silverlight applications.

Essential XlsIO—With this library, you can view and produce Excel files on systems that do not have Excel installed. XlsIO serves as an excellent engine for creating richly formatted reports. It is available for ASP.NET, ASP.NET MVC, WPF, Silverlight, and Windows Forms.

Essential DocIO—This .NET library can read and produce Word files on systems that do not have Word installed. It can be used for ASP.NET, ASP.NET MVC, WPF, Silverlight, and Windows Forms applications.

Essential Grouping—This high-performance, extensible grouping engine can group any list of data, even a large one. It supports related data filters and can be used for ASP.NET, ASP.NET MVC, WPF, and Windows Forms applications.

Essential Calculate—Add calculation support to your business objects with this product, and easily set up forms that have calculation dependencies among various controls. It supports cross-sheet references and includes a function library with more than 150 commonly used formulas. It's available for ASP.NET, ASP.NET MVC, WPF, and Windows Forms.

Essential PDF—This .NET library allows you to produce and modify PDF files. It features a full-fledged object model, allowing for the easy creation and modification of PDF files from any .NET language. It has no dependency on an external library and is built from the ground up in C#. It is available for ASP.NET, ASP.NET MVC, WPF, Silverlight, and Windows Forms.

Our Business Intelligence Offering

Essential BI Grid—This grid control can be used to analyze, explore, and present summaries of critical data. Data support ranges from SQL Server Analysis Services to any XMLA-compatible OLAP database. It can be used in ASP.NET MVC, ASP.NET, Silverlight, and WPF.

Essential BI PivotGrid—With a powerful pivot table implementation, you can visualize relational data in a multidimensional interface. This control pivots data to organize it in a cross-tabulated form. Its in-memory pivoting engine can transform hundreds of thousands of relational table rows. It's available for WPF and Silverlight.

Essential BI Chart—This control is a great way to visualize data buried in OLAP and relational databases. With drill-down capabilities, you can surface big-picture data and make it available at your fingertips. Data source support ranges from SQL Server Analysis Services to any XMLA-compatible OLAP database. Use it for ASP.NET, WPF, or Silverlight.

Essential BI Gauge—Now you can present key performance indicators with goals and status visualizations from an OLAP cube—the perfect elements for an executive dashboard. It can be used for WPF and Silverlight.

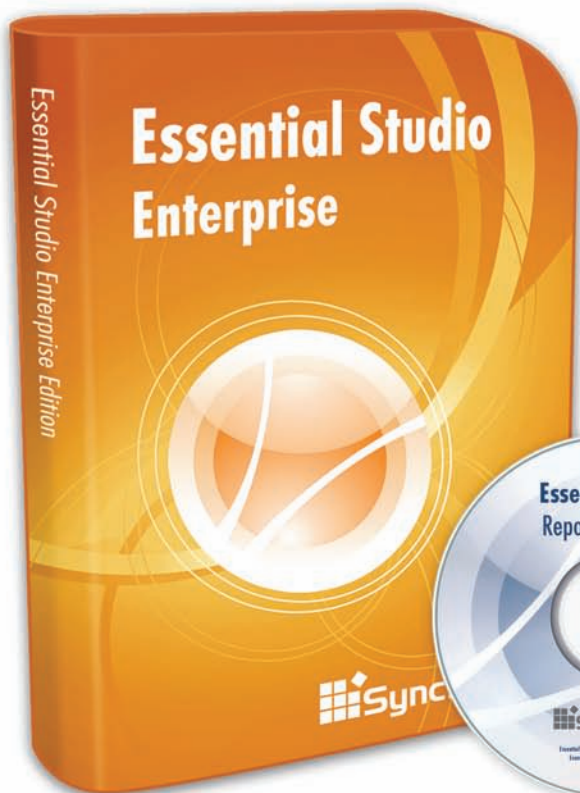
Essential BI Client—Perform ad hoc analysis from OLAP databases with this tool, and dissect data with slicers, filters, and summaries. This product is available in two flavors: as an application or as a control you can embed within an application. Use it in ASP.NET, WPF, and Silverlight.

Essential Studio Enterprise Edition—The whole package, allowing you to pull all your .NET components from one place.

Developer-to-developer support—The people who write the controls support the controls. Their knowledge is yours.

Vast offering—Nearly 400 controls; that's more than six million lines of code!

Please download our fully functional 30-day evaluation by visiting www.syncfusion.com/evaluation



The one package you need for developing in ASP.NET MVC, ASP.NET, WPF, Windows Phone, Windows Forms, and Silverlight applications, including HTML 5 for mobile and desktop.



Essential Studio Comparisons

Essential Studio Enterprise Edition

	Included
Essential Studio User Interface Edition	•
Essential Studio Reporting Edition	•
Essential Studio Business Intelligence Edition	•

Essential Studio User Interface Edition

	Windows Forms	WPF	ASP.NET	ASP.NET MVC	Silverlight	Windows Phone	Mobile MVC
Essential Grid	•	•	•	•	•		•
Essential Tools	•	•	•	•	•	•	•
Essential Chart	•	•	•	•	•	•	•
Essential Diagram	•	•	•	•	•		
Essential Edit	•	•					
Essential HTMLUI	•						
Essential Schedule	•	•	•	•	•		
Essential Gauge		•	•	•	•	•	•
Essential BI PivotGrid	•	•			•		
Essential Maps		•			•	•	
Essential Spreadsheet		•			•		
Essential Gantt		•			•		
Essential PDF Viewer	•	•		•			

Essential Studio Reporting Edition

	Windows Forms	WPF	ASP.NET	ASP.NET MVC	Silverlight
Essential XlsIO	•	•	•	•	•
Essential DocIO	•	•	•		•
Essential Grouping	•	•	•		
Essential Calculate	•	•	•	•	
Essential PDF	•	•	•	•	•
Essential Report Viewer		•			•
Essential Spreadsheet		•			•
Essential PDF Viewer	•	•		•	
Essential Report Writer		•			
Essential Project IO	•	•	•	•	
Essential Report Designer		•			

Essential Studio Business Intelligence Edition

	WPF	ASP.NET	ASP.NET MVC	Silverlight
Essential BI Grid	•	•	•	•
Essential BI Client	•	•		•
Essential BI Chart	•	•		•
Essential BI Gauge	•			•
Essential BI PivotGrid	•			•

Moving forward

We don't sell a lot of our products based on gusto or showmanship. We find it's more effective to simply sell on facts spelled out in black and white. So, here they are:

- Syncfusion has over 336 discrete .NET controls.
- Our .NET offering represents over 50,000 development hours each quarter.
- Our response time to an incident is less than 24 hours.
- We've also collected over 2,000 use-case samples you can access.
- We've written over six million lines of code for our products, and we're writing even more.

Let's get a relationship started

We'd like the opportunity to prove ourselves to you. After that, you be the judge. Here's how to get things started.

1. **Download our evaluation**—Go to www.syncfusion.com/evaluation for a fully functional, 30-day trial of all our studios.
2. **Utilize our support during the trial**—All trials come with full support. Please call on our support staff to help you during the evaluation.
3. **Review our use-case samples**—To give you ideas and solutions, we've collected hundreds of samples you can implement in your product.
4. **Schedule an online demo**—Once you're familiar with our product and have worked with our samples, you'll have more detailed questions concerning what else our products can do. Set up a demo with one of our engineers so we can show you.
5. **Talk to an account manager**—Before the evaluation expires, contact your dedicated account manager. This is the person responsible for meeting your project requirements and helping you achieve your business goals.

We'd love to hear from you

Download your free, fully functional 30-day evaluation
at www.syncfusion.com/evaluation today!

Email: sales@syncfusion.com

Toll-free: 888 9-DOTNET (888) 936-8638

Phone: +1 919-481-1974

Fax: +1 919-573-0306

Mailing address:

SynCFusion, Inc.
2501 Aerial Center Parkway, Suite 200
Morrisville, NC 27560 USA





.NET Components – User Interface Reporting Business Intelligence